

InfernoMP10E SETUP SHEET

ver.1.00



Driver Reno Savoya		Date 27/09/20		Track MBCPM Pennes Mirabeau Condition: <i>Cold and slippery</i>		Event Silver Pennes		Spur Gear <input checked="" type="checkbox"/> 46T (Std.) <input type="checkbox"/> 47T <input type="checkbox"/> 48T		Pinion Gear 15 T	
Motor Konect 1900kv	Battery Gens Ace 6000 shorty	ESC Hobbywing XR8 SRT	Tires AKA Double Down Compound: <i>Ultra Soft</i>			Tire Insert AKA	Wheel AKA	Body Stock			

● Diff. Gear Set-Up

	Front	Center	Rear
Diff. Gear	<input checked="" type="checkbox"/> Std. <input type="checkbox"/> LSD	<input checked="" type="checkbox"/> Std. <input type="checkbox"/> LSD	<input checked="" type="checkbox"/> Std. <input type="checkbox"/> LSD
	<input type="checkbox"/> IFW621	<input type="checkbox"/> IFW622	<input type="checkbox"/> IFW621
	Ring Gear <input checked="" type="checkbox"/> 43/13 <input type="checkbox"/> 42/12 #	# 7k	Ring Gear <input checked="" type="checkbox"/> 43/13 <input type="checkbox"/> 42/12 #

● Shock Set-Up

	Front	Rear
Shock Type	Size type Stock - A	Size type Stock - A
Shock Piston	B : Black W : White T : Taper φ 8x1,2 T	φ 8x1,3 W
Shock Oil	# 400	# 500
Shock Spring	Length Color 70mm Grey	Length Color IFS002-915

● Ride Height

Front	Rear
23 mm	28 mm

● Rebound

Front	Rear
102 mm	119 mm

● Camber Angle

Front	Rear
+ -2°	+ -2°

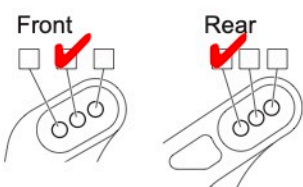
● Toe Angle

Front	Rear
+ -2°	<input checked="" type="checkbox"/> 2.5° <input type="checkbox"/> 3° <input type="checkbox"/> 3.5°

● Wheelbase

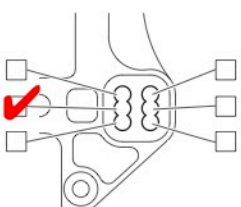
Collar of Rear Hub	Front Side	Rear Side
	3 mm	2 mm

● Shock Mount Position



Shock Stay	
Front	<input checked="" type="checkbox"/> Std. <input type="checkbox"/> Long
Rear	<input checked="" type="checkbox"/> Std. <input type="checkbox"/> Long
Rear Upper Shock Bush	
	<input type="checkbox"/> Std. <input checked="" type="checkbox"/> Long
Sus. Arm	
Front	<input type="checkbox"/> In <input checked="" type="checkbox"/> Out
Rear	<input type="checkbox"/> In <input checked="" type="checkbox"/> Out

● Rear Upper Arm Position



<input type="checkbox"/> Plastic	<input checked="" type="checkbox"/> Aluminum
Hub, Carrier Bush	
<input checked="" type="checkbox"/> Plastic	<input type="checkbox"/> Brass

● Rear Wheel Hub

<input type="checkbox"/> Narrow	<input checked="" type="checkbox"/> Std.	<input type="checkbox"/> Wide
---------------------------------	--	-------------------------------

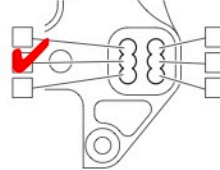
● Front Sus. Arm

<input type="checkbox"/> Soft (Std.)	<input checked="" type="checkbox"/> Hard
--------------------------------------	--

● Front Sus. Bush

Rear Side	<input type="checkbox"/> <input checked="" type="checkbox"/>
-----------	--

● Front Upper Arm Position

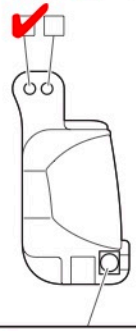


● Front Wheel Hub

<input type="checkbox"/> Narrow	<input checked="" type="checkbox"/> Std.	<input type="checkbox"/> Wide
---------------------------------	--	-------------------------------

● Front Hub Carrier

<input type="checkbox"/> Plastic	<input checked="" type="checkbox"/> Aluminum
<input type="checkbox"/> 13°	<input type="checkbox"/> 16° <input checked="" type="checkbox"/> 17.5° <input type="checkbox"/> 19°



● Lower Bush

Lower Bush	<input checked="" type="checkbox"/> Plastic <input type="checkbox"/> Brass
	-1° <input checked="" type="checkbox"/> +1° <input type="checkbox"/>

● Rear Sus. Bush

Front Side	<input type="checkbox"/> <input type="checkbox"/> <input checked="" type="checkbox"/> <input type="checkbox"/>
Rear Side	<input checked="" type="checkbox"/> <input checked="" type="checkbox"/> <input type="checkbox"/> <input type="checkbox"/> <input type="checkbox"/> <input type="checkbox"/> <input type="checkbox"/> <input type="checkbox"/>

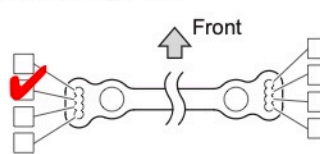
● Rear Sus. Arm

<input type="checkbox"/> Soft (Std.)	<input checked="" type="checkbox"/> Hard
Rear Sus. Bush	
Short	<input type="checkbox"/>
Medium	<input type="checkbox"/>
Long	<input checked="" type="checkbox"/>

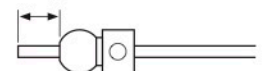
● Servo Horn

Steering	Throttle
<input type="checkbox"/> Plastic	<input type="checkbox"/> Plastic
<input checked="" type="checkbox"/> Alum. Long	<input type="checkbox"/> Aluminium
<input type="checkbox"/> Alum. Short	

● Steering Plate



● Sway Bar



Front	Rear
φ 2,4mm	φ 2,7mm
1 mm	1 mm

● Weight

Front	Rear
<input checked="" type="checkbox"/> None	<input checked="" type="checkbox"/> None
<input type="checkbox"/> IFW604-10	<input type="checkbox"/> IFW605-10
<input type="checkbox"/> IFW604-20	<input type="checkbox"/> IFW605-20
<input type="checkbox"/> other	<input type="checkbox"/> other

● Wing

<input checked="" type="checkbox"/> IF491(TK14)	Flap <input checked="" type="checkbox"/> None
	<input type="checkbox"/> 5mm
	<input type="checkbox"/> 8mm
	<input type="checkbox"/> Holes

Arno - Petlicor.com

Notes